


OPHTHALMOLOGY TITLES 2010



:: Textbook

MYOPIA

Animal Models to Clinical Trials

edited by **Roger W Beuerman, Seang-Mei Saw, Donald T H Tan & Tien-Yin Wong** (Singapore Eye Research Institute, Singapore, Singapore National Eye Centre, Singapore & National University of Singapore, Singapore)

Myopia is the most common optical disorder in the world, and is on the rise in many countries, particularly in East Asia. The impact of myopia is evident as the driving force in the development of refractive surgery and of the spectacle and contact lens industries. While myopia is often seen as a childhood disease that involves complex genetic-environmental factors, it is also a major cause of adult blindness. In Singapore (where myopia has reached one of the highest rates in the world) as well as in Taiwan, Japan and Hong Kong, affected patients have greater severity of myopia, leading to additional secondary complications such as glaucoma.

This book provides a comprehensive coverage of all aspects of myopia. It is aimed at ophthalmologists, optometrists, opticians, scientists and pharmaceutical companies. The topics are uniquely treated in that they cover research at the laboratory bench as well as clinical applications and population-based approaches in epidemiology.

420pp
978-981-283-297-9 Apr 2010 US\$98 £65
978-981-283-298-6(ebk) US\$127

:: Study Guide

THE OPHTHALMOLOGY EXAMINATIONS REVIEW

2nd Edition

by **Tien Yin Wong** (National University of Singapore, Singapore & University of Melbourne, Australia), **Chelvin Sng** (National University Health System, Singapore) & **Laurence Lim** (Singapore National Eye Centre, Singapore)

Many new treatments and diagnostic procedures in ophthalmology have been refined or newly developed during the past four years, a new edition reflecting these changes is most timely.

The scope and aim of the book will be consistent with the first edition, which provides a broad review of the specialist ophthalmology examinations for final year ophthalmology residents and trainees. The book deals primarily with key facts and topics that are important from the examination perspective. Only information and facts that are considered relevant and critical to the exams are covered, with topics that may be of scientific interest, but are not commonly tested in exams, specifically left out. Time-challenged readers will also benefit from the knowledge acquired from various other sources or textbooks that are now organized and synthesized in this book. While not meant to replace the standard textbooks, enough information is contained within the book to serve as the main revision text nearer the exams.

In the new edition, topics such as new understanding of disease mechanisms (e.g., genetics of eye diseases), new investigations (e.g., OCT), and novel procedures and treatment (e.g., the use of antivascular endothelial growth factors, new refractive surgical techniques) are covered.

This book will be a valuable guide to the final year ophthalmology residents and trainees taking the specialist ophthalmology examinations, particularly for exams with a strong oral or viva component. Although primarily aimed at candidates attempting the British postgraduate exams (FRCS, FRANZCO, MRCS, MRCOphth and FRCOphth), it is also useful for other examination systems (e.g., the American Boards). Many junior residents, in fact, find the information handy during grand rounds.

Reviews of the First Edition

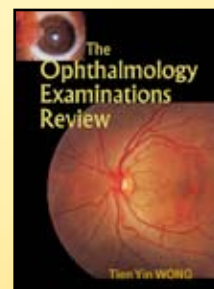
"It is an excellent review for the ophthalmologist studying for the board examinations. It is well organized, simple and direct ... and should be used by clinicians in training long before the eleventh hour."

Archives of Ophthalmology

"Dr Wong includes an enormous amount of information in just over 400 pages, and has done so in an attractive way. The book is easy to read with outline forms and lots of highlighted information in box or table presentations."

British Journal of Ophthalmology

420pp (approx.) Winter 2010
978-981-4304-40-5 US\$88 £58
978-981-4304-41-2(pbk) US\$44 £29



Ophthalmology Titles 2010

DIABETIC RETINOPATHY

by **José Cunha-Vaz** (*University of Coimbra, Portugal*)

This book addresses diabetic retinopathy, an eye disease that remains one of the main causes of vision loss if not diagnosed and managed properly. It aims to cover the entire spectrum of the disease by describing its clinical identification and characterization, pathophysiology, epidemiology, and medical and surgical management. *Diabetic Retinopathy* also offers a complete overview of the present understanding of diabetic retinopathy, covering current practice but also including original contributions that offer novel perspectives for looking at and addressing this disease.

The author has dedicated his lifetime to the study of diabetic retinal disease and has organized this book around his personal experience but at the same time giving the necessary information for updated management of diabetic retinopathy. *Diabetic Retinopathy* will be especially useful for postgraduate students in diabetology, retina specialists and researchers.

450pp (approx.) **Summer 2010**
978-981-4304-43-6 **US\$108** **£71**
978-981-4304-44-3(ebk) **US\$140**

:: Textbook

EMERGENCIES IN NEURO-OPHTHALMOLOGY

A Case Based Approach

by **Andrew G Lee** (*The Methodist Hospital, USA*), **Paul W Brazis** (*Mayo Clinic, USA*), **Mansoor Mughal** & **Fabiana Policeni** (*University of Iowa Hospitals and Clinics, USA*)

The management of emergent neuro-ophthalmic conditions can be a life-saving encounter for the general ophthalmologist. This book covers life-threatening scenarios that a general ophthalmologist might encounter, and is designed to help the ophthalmologist make emergency triage decisions for initial evaluation and treatment of potentially vision- or life-threatening conditions.

This textbook provides a concise, easy to read, and practical guide to the emergent evaluation of neuro-ophthalmic conditions. It is meant to be a quick reference and resource for the clinician in the emergency room or in the clinic facing a potentially vision- or life-threatening emergency and to provide immediate guidance for potentially "high stakes" decision making. The case vignettes are based upon real clinical cases but the clinical details of each case have been modified for teaching purposes and represent composite rather than individual histories.

300pp (approx.) **Summer 2010**
978-981-4295-01-7 **US\$88** **£58**
978-981-4295-02-4(ebk) **US\$114**

:: Study Guide

STUDY GUIDE FOR THE FRCOPHTH

by **Sunil Shah** & **Paul Tomlins** (*Midland Eye Institute, UK*)

This is a comprehensive guide to passing the Fellow of the Royal College of Ophthalmologists (FFRCOphth), providing complete assistance on the exam formats — multiple choice questions (MCQ), extended matching questions (EMQ), objective structured clinical examinations (OSCE) cases and short essays — for each of the major subspecialties in cornea and anterior segment, glaucoma, oculoplastic, orbit, medical retina, vitreoretinal and pediatric ophthalmology. Well documented and supported by useful data and visuals, this study guide is written by experts in the field, adhering to the curriculum and exam structure of the Royal College of Ophthalmologists.

Readership: Postgraduate medical students specialising in ophthalmology as well as optometrists-in-training.

200pp(approx.) **Summer 2011**
978-981-4295-36-9(pbk) **US\$59** **£39**

:: Textbook

EPIDEMIOLOGY OF EYE DISEASE

(3rd Edition)

edited by **Gordon J Johnson** (*Oxford University, UK*), **Darwin C Minassian**, **Robert A Weale** (*King's College London, UK*), & **Sheila West** (*Johns Hopkins Hospital, USA*)

This unique book is a comprehensive, in-depth coverage of the epidemiology of the world's major blinding eye diseases, written by internationally acclaimed experts in each field. Edited by internationally recognized epidemiologists and ophthalmologists, each chapter describes the biology, pathology, epidemiology, risk factors, and new research avenues for the leading causes of visual loss. New chapters include the epidemiology of Dry Eye and the economics of visual loss, as well as program issues for reaching the goal of eliminating avoidable blindness by 2020. This book is essential for any eye care practitioner interested in public health.

500pp(approx.) **Spring 2011**
978-1-84816-625-7 **US\$138** **£91**
978-184-816-627-1(ebk) **US\$179**

SERI: SINGAPORE'S WORLD-CLASS RESEARCH

Singapore Eye Research Institute

by **Arthur Lim** (*Gleneagles Hospital, Singapore*)

Just 10 years ago, ophthalmic research was almost unheard of in Singapore. Today, however, ophthalmic research in Singapore is at a high international level, as exemplified by the activities of the Singapore Eye Research Institute (SERI). This book summarizes a decade of hard work, dedication, and commitment by a handful of doctors and researchers in their efforts to establish SERI and ensure its success.



160pp **Jun 2008**
978-981-283-317-4(pbk) **US\$39** **£22**
978-981-283-456-0(ebk) **US\$51**

:: Textbook

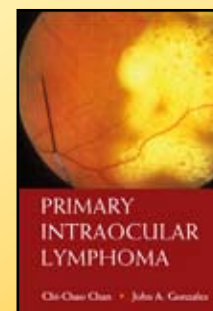
PRIMARY INTRAOCULAR LYMPHOMA

by **Chi-Chao Chan** (*National Eye Institute, USA*) & **John A Gonzales** (*University of Southern California, Los Angeles, USA*)

Essential reading for both medical students and academics in the fields of ophthalmology, neurology and oncology, this is the first textbook to cover the subject of primary intraocular lymphoma (PIOL). The book serves to educate ophthalmologists, neurologists and oncologists on a disease process that is often difficult to diagnose. To help readers recognize the malignancy, a presentation of common and less frequently occurring clinical manifestations of the disease is given. The book provides ophthalmologists the guidelines on current diagnostic and therapeutic modalities as well as the historical background of PIOL.

- The first textbook on primary intraocular lymphoma by a prominent ophthalmologist and ophthalmic pathologist
- Covers the current diagnostic, treatment and management modalities in intraocular lymphoma

300pp **Jun 2007**
978-981-270-407-8 **US\$107** **£63**
978-981-277-104-9(ebk) **US\$139**




:: Study Guide

COLOUR ATLAS OF OPHTHALMOLOGY Fifth Edition

by **Arthur SM Lim** (National University of Singapore, Singapore), **Ian J Constable** (University of Western Australia, Australia) & **Tien Yin Wong** (University of Melbourne, Australia)

"Once in a long while a specialist writes a textbook which even a general practitioner can get excited about. Such a book is the new Colour Atlas of Ophthalmology ... True to its title, this is an atlas of ophthalmology and the colour reproduction of the pictures is absolutely top rate."

Journal of the Royal College of General Practitioners, England



In this 5th edition of the concise and clearly written best selling title, all the chapters have been thoroughly updated and expanded, particularly the sections on the retinal, macular, phacoemulsification, lasik, new equipment and ophthalmic drugs.

The book is generously illustrated with more than 200 colour pictures and is an excellent volume for medical students, general practitioners, ophthalmic students and all paramedical personnel who have to deal with common eye diseases.

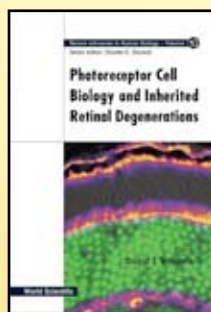
188pp	Oct 2007	
978-981-277-154-4	US\$67	£37
978-981-277-155-1 (pbk)	US\$33	£20

Recent Advances in Human Biology – Vol. 10

PHOTORECEPTOR CELL BIOLOGY AND INHERITED RETINAL DEGENERATIONS

edited by **David S Williams** (University of California, San Diego, USA)

This important book presents review articles on the cell biology of photoreceptor and RPE cells, as well as the relationship between this cell biology and inherited photoreceptor degeneration. The chapters have been written by leaders in the field. The vision scientist will see this book as a review of photoreceptor and RPE cell biology, and known molecular bases of many forms of retinitis pigmentosa and related retinal degeneration. For the cell biologist, there are articles on topics such as protein targeting, molecular motors, and phagocytosis placed in the functional context of two of the most specialized cells in the body.



This book has been selected for coverage in:

- CC / Clinical Medicine
- Neuroscience Citation Index®
- Index to Scientific Book Contents® (ISBC)

460pp	Aug 2004	
978-981-238-864-3	US\$174	£102
978-981-256-175-6 (ebk)	US\$226	

CORNEAL TRANSPLANTATION An Immunological Guide to the Clinical Problem (With CD-ROM)

by **John V Forrester** & **Lucia Kuffova** (University of Aberdeen Medical School, UK)

This book provides a summary of the various aspects of corneal transplantation — the clinical, experimental (including multimedia display of the surgical techniques), immunological, therapeutic and prosthetic components — in one volume. The interested specialist in one field can thus have access to information from the other fields and develop a broad concept of the challenges to be faced in achieving the ultimate goal, i.e. an optically clear, visually satisfactory, functioning corneal graft which is tolerated in the long term without the need for systemic immunosuppression. A second purpose of the book is to provide information regarding current immunological concepts of the process of corneal graft rejection.

- Concise but comprehensive guidebook/handbook
- Multimedia display of microsurgical technique

204pp	Jul 2004	
978-1-86094-449-9	US\$110	£68
978-1-84816-118-4 (ebk)	US\$143	



:: Textbook

A TEXTBOOK OF CLINICAL OPHTHALMOLOGY A Practical Guide to Disorders of the Eyes and Their Management 3rd Edition

by **Ronald Pitts Crick** (Kings College Hospital, London and the School of Medicine and Dentistry of Kings College, University of London) & **Peng Tee Khaw** (Moorfields Eye Hospital, London and the Institute of Ophthalmology, University College, University of London)

"This excellent publication is a practical guide to disorders of the eyes and their management. The text will be especially useful to students of medicine, ophthalmology and optometry and also to general practitioners (family physicians) and practising optometrists."


Optometry Today

"This textbook of ophthalmology is a perfect companion to medical students in both problem-based learning and case-based curricula. It is rich in detail, covers the entire field of ophthalmology and includes 349 clinical and schematic illustrations; the numerous stereoscopic images of fundus conditions and external 3-dimensional lesions are a great bonus ... It should be highly valued among students and could also serve as a reference text in the general practice office."

Acta Ophthalmologica Scandinavica

The material in this edition of *A Textbook of Clinical Ophthalmology* has been thoroughly revised and expanded to include the latest research and practice. Containing 357 illustrations throughout the text, the book is not only a reasoned practical guide to the study of ophthalmology, but it embraces the ocular aspects of general diseases worldwide and basic methods of investigation and treatment where applicable.

668pp	Feb 2003	
978-981-238-128-6	US\$88	£66
978-981-238-150-7 (pbk)	US\$53	£40



BookShop
WorldSciBooks
www.worldscibooks.com

Ophthalmology Titles 2010


HANDBOOK OF CLINICAL SKILLS

A Practical Manual

by **Balu H Athreya** (Alfred I duPont Hospital for Children, USA)

Check out the author's website at <http://www.clinicalcompetency.blogspot.com>.

There is growing acknowledgement of the importance of interpersonal and communication skills in the training of future physicians. Effective diagnostic and clinical management skills require competency in observing, listening, communicating, problem-solving and negotiating. It is apparent that a systematic curriculum is needed to teach these clinical skills to medical students and trainees and this handbook provides a practical guide.



Each chapter in this book discusses one of the clinical skills in depth. A unique feature of this book is the inclusion of practical exercises to learn and teach each of these skills. The Appendix outlines ideas on how to organize a course on clinical competency skills and includes a few exercises to start discussion groups.

184pp **Mar 2010**
978-981-4277-07-5 **US\$78** **£51**
978-981-4277-08-2(ebk) **US\$101**

CLINICAL LEADERS

Heroes or Heretics?

by **Elizabeth M Robertson** (NHS Grampian, UK)

Clinical training and background are not synonymous with leadership. So where does a potential clinical leader turn to for advice? This small handy volume is specifically written for this purpose with information about the softer skills of leadership. Accounts of hands-on experience with non-pedantic pragmatic advice are reflected strongly in the book. It draws heavily on the concept that perceptions may not be shared. This compendium of real life experiences and educational facts attempts to prepare healthcare professionals to hit the ground running in their leadership roles.

120pp **Mar 2010**
978-981-4299-83-1 **US\$28** **£18**
978-981-4299-84-8(ebk) **US\$36**

:: Textbook



Clinical Talk

CORE CLINICAL MEDICINE

by **Gordon W Stewart** (University College London, UK)

Core Clinical Medicine is an intentionally short book aimed at the clinical student in his or her first clinical year. It is designed to be an accessible text that is easy to read from cover to cover, which gives the incoming student a non-specialized overview of the basics of general clinical medicine. The book covers the main pathological processes that can be at work, then considers the clinical disease that these processes bring to the different systems of the body.

200pp (approx.) **Fall 2010**
978-1-84816-576-2(pbk) **US\$35** **£23**



TITLE	AUTHOR	PUB DATE	US\$	£	ISBN
ATLAS OF CRANIOMAXILLOFACIAL TRAUMA	RAMLI ROSZALINA ET AL	May-10	98	65	9781848165236
BIOELECTRONIC VISION: RETINA MODELS, EVALUATION METRICS AND SYSTEM DESIGN	MARTINS JOAO CARLOS ET AL	Jan-09	92	52	9789812794307
BIOMATERIALS IN MODERN MEDICINE: THE GRONINGEN PERSPECTIVE	RAKHORST GERHARD & PLOEG RUTGER J	Jan-08	95	52	9789812709561
DRIVING WITH CONFIDENCE: A PRACTICAL GUIDE TO DRIVING WITH LOW VISION	PELI E & PELI D	Jan-02	20	14	9789810247058(pbk)
DRIVING WITH CONFIDENCE: A PRACTICAL GUIDE TO DRIVING WITH LOW VISION	PELI E & PELI D	Jan-02	32	22	9789810247041
GLAUCOMA SURGERY, 2ND EDN	LUNTZ M H & HARRISON R	Jul-94	54	38	9789810214180
I WANT TO SEE - VISION FOR THE WORLD	LIM ARTHUR S M	Jul-00	29	20	9789810243128(pbk)
I WANT TO SEE - VISION FOR THE WORLD	LIM ARTHUR S M	Jul-00	56	39	9789810243111
NOBEL LECTURES IN PHYSIOLOGY OR MEDICINE (2001-2005)	JORNVALL HANS	Jul-08	60	33	9789812794420(pbk)
NOBEL LECTURES IN PHYSIOLOGY OR MEDICINE (2001-2005)	JORNVALL HANS	Jul-08	99	55	9789812794413
STEM CELLS AND REGENERATIVE MEDICINE	LOW WALTER C & VERFAILLIE CATHERINE M	May-08	156	86	9789812775764
STEM CELLS: FROM BENCH TO BEDSIDE (2ND EDITION)	BONGSO ARIFF & LEE ENG HIN	Jul-10	165	109	9789814289382
VISION: IMAGES, SIGNALS AND NEURAL NETWORKS - MODELS OF NEURAL PROCESSING IN VISUAL PERCEPTION	HERAULT JEANNY	Mar-10	65	43	9789814273688
WOLF PRIZE IN MEDICINE 1978-2008	GURDON SIR JOHN	Sep-10	198	131	9789814291736

For orders or enquiries, please contact any of our offices below or visit us at: www.worldscientific.com

- USA** **World Scientific Publishing Co. Inc.**
 27 Warren Street, Suite 401-402, Hackensack, NJ 07601, USA Toll-free fax: 1 888 977 2665 Toll-free: 1 800 227 7562 E-mail: sales@wspc.com
- UK** **World Scientific Publishing (UK) Ltd.**
 c/o Marston Book Services, PO Box 269, Abingdon, Oxon OX14 4YN, UK Fax: 44 (0) 123 546 5555 Tel: 44 (0) 123 546 5500 Email: direct.orders@marston.co.uk
- SINGAPORE** **World Scientific Publishing Co. Pte. Ltd.**
 Farrer Road, P O Box 128, SINGAPORE 912805 Fax: 65 6467 7667 Tel: 65 6466 5775 E-mail: sales@wspc.com.sg

* Prices subject to change without prior notice